

Psuryakant/Psj

Online Client Registration Guide

(Online Client Registration માટે આધાર કાર્ડ માં Mobile Number સામેલ હોવો ફરજિયાત છે. તથા પાનકાર્ડ અને આધાર કાર્ડ લિન્ક હોવા જરૂરી છે.)

Psuryakant/Psj

Online Client Registration Guide

Help Desk - 9979883933

Online Client Registration શરૂ કરતાં પહેલાં **Upload** કરવા માટે **Client** ના નીચેના **ORIGINAL Documents** ની **jpg / png / jpeg / bmp / tif / gif** માંથી ગમે તે **format** ની **files** **mobile** કે **computer** માં **Save** કરી રાખવી. (**SIZE** નાની રાખવી)

- 1. PAN CARD
- 2. AADHAR CARD
- 3. CANCELLED CHEQUE WITH PRE-PRINTED CLIENT NAME
- 4. SCANNED SIGNATURE ON BALANK PAGE
- 5. NOMINEE PAN CARD.
- 6. NOMINEE AADHARCARD.
- 7. FOR FUTURE & OPTION CURRENCY/EQUITY REG. LAST IT RETURN OR LAST SIX MONTHS BANK STATEMENT

Online Client Reghistration કરતાં પહેલાં **ક્લાઈન્ટ** ની નીચે જણાવેલ વિગતની એક ફાઇલ **WORD** માં તૈયાર કરી રાખવી.

- Client Name :
- PAN :
- DOB :
- Father's name :
- Mother's Name :
- Aadhar :
- Address :
- Mobile :
- Email :
- BANK Name : SBI , ISANPUR GOWINDWADI
- IFSC:
- MICR :
- Ac No:
- Nominee name :
- Nominee Aadhar :
- Nominee PAN :
- Nominee DOB :

સૌપ્રથમ www.psuryakant.com website ઓપન કરવી
ત્યારબાદ OPEN AN ACCOUNT ની option ઉપર Click કરવું.
Help Desk - 9979883933



Open An Account



About Us

Services ▾

Partner With Us

Contact Us

Utility ▾

Login ▾

Usefull Link ▾

IPO

Attention Investor ▾

Back office login

Cdsl dp login

Open an Account

IPO

Online re-kyc

Client ના Mobile / Email / Full Name ની વિગત enter કરવી.
Relation માં કોનો Mobile/Email enter કર્યો છે તે પસંદ કરવું. (Self-spouse- Dependent Father- Dependent
mother- Dependent Children માટે Same Mobile/Email લઈ શકાય)
તમામ વિગત ભર્યા પછી GENERATE OTP ઉપર Click કરવાથી OTP ના પહેલા ત્રણ આંકડા Mobile ઉપર અને
છેલ્લા ત્રણ આંકડા Email ઉપર આવશે. OTP enter કરી NEXT Click કરવું.
Help Desk - 9979883933



CLIENT REGISTRATION

<input type="text" value="Mobile No."/>	<input type="text" value="Relation"/>
<input type="text" value="Email"/>	<input type="text" value="Email Relation"/>
<input type="text" value="Name of Applicant"/>	
<input type="button" value="GENERATE OTP"/>	
<input type="text" value="Enter OTP"/>	

NEXT

Client નો PAN Number અને Date Of Birth enter કરવી.
Select Source For Opening Account માં Fill Form Manually option select કરી નીચે Box માં Tick કરવી
Aadhar Card No માં Client ના Aadhar ના છેલ્લા 4 digit enter કરી NEXT ઉપર Click કરવું.
Help Desk - 9979883933

eKYC

LOG OUT

USER REGISTRATION PAN DETAILS PERSONAL DETAILS

PAN Card No*

Date of Birth*

Select date of birth

Select Source for Opening Account

I authorize both P Suryakant Share & Stock Brokers Pvt.Ltd.to eSign my KYC form, Proof documents using my Aadhar Number

Aadhar Card No*

Enter Last 4 digit of Aadhar

NEXT

Client ની Personal Detail Fill કરવી
Email Reg Name/PAN No અને Mobile Reg Name/PAN No ના સામે Original જેના નામે
Email/Mobile હોય તેનો PAN No. Enter કરવો.

Click NEXT

Help Desk - 9979883933

eKYC LOG OUT

PAN DETAILS	PERSONAL DETAILS	CORRESPONDENCE ADDRESS
APPLICANT NAME*		
Prefix MR	First Name	Middle Name (Optional)
FATHER'S/SPOUSE NAME*		
Prefix MR	First Name	Middle Name (Optional)
MOTHER NAME		
Prefix MRS	First Name	Middle Name (Optional)
Email ID devjoshi_13@yahoo.co.in	Email Reg Name/PAN No	Mobile No 9979883939
		Mobile Reg Name/PAN No
Gender <input checked="" type="radio"/> Male <input type="radio"/> Female	Marital Status <input type="radio"/> Single <input checked="" type="radio"/> Married	
Nationality <input checked="" type="radio"/> Indian <input type="radio"/> Other	Resident Status Residential Individual	
PREVIOUS		NEXT

Client નું Correspondence address enter કરવું.
Telephone number Office/Residence ભરવું મરજિયાત છે.
permanent અને correspondence address એકજ હોય તો Yes select કરવું.

Click NEXT

Help Desk - 9979883933

eKYC LOG OUT

PERSONAL DETAILS CORRESPONDENCE ADDRESS PERMANENT ADDRESS

Address Type*

Building Name* **Road Name/Nearby Landmark**

Village/Taluka **Pin Code*** **City**

District **State** **Country**

Residential Details

OWNED RENTAL

Telephone Number (Office)

ISD CODE STD CODE NUMBER

Telephone Number (Residence)

ISD CODE STD CODE NUMBER

Is permanent address same as correspondence address?

Yes No

PREVIOUS NEXT

આગળ ની correspondence address ની Page ઉપર (Is permanent address same as correspondence address?) સામે Yes કરેલું હશે તો Address આપોઆપ આવી જશે અને જો No કર્યું હશે તો permanent Address enter કરવું પડશે.

Are you a tax resident of any country other than India? સામે લાગુ ના પડતું હોય તો No Click કરવું.

Click NEXT

Help Desk - 9979883933

eKYC

LOG OUT

CORRESPONDANCE ADDRESS

PERMANENT ADDRESS

TRADING PREFERENCE

Address Type*



Residential

Building Name*



0/301 DEV CASTLE SOCIETY

Road Name/Nearby Landmark



JAYMALA ROAD

Village/Taluka



ISANPUR

Pin Code*



382443

City



AHMEDABAD

District



AHMEDABAD

State



GUJARAT

Country



INDIA

Are you a tax resident of any country other than India? [FATCA DETAILS](#)



Yes

No

PREVIOUS

NEXT

જે પણ Exchange માં સોદા કરવાના હોય તે select કરવા.
Equity માટે BSE અને NSE ,SLB ત્રણે select કરવા હિતાવહ છે.
F&O અને Currency select કરશો તો Latest IT Return અથવાતો છેલ્લા 6 મહિનાની Pass Book (With Healthy Balance) ફરજિયાત પણે
Upload કરવાની રહેશે.

જો Trading + DP Account open કરવાનું હોય તો Please Open ની નીચે CDSL select કરવું
જે ક્લાઈક્ટ નું DP Account પહેલેથી Psuryakant માં હોય તેમણે CDSL ની બદલે Only Trading select કરવાનું રહેશે.

Click NEXT

Help Desk - 9979883933

eKYC

LOG OUT

PERMANENT ADDRESS

TRADING PREFERENCE

NOMINATION DETAILS

- EQUITY BSE NSE
- F & O NSE
- CURRENCY BSE
- SLB NSE

How do you wish to receive contract notes?

- Physical Digital

Your digital contract notes would be sent on devjoshi_13@yahoo.co.in

Please open

CDSL ▼

PREVIOUS

NEXT

Nomeenation જેના નામે કરવાનું હોય તેની વિગત ભરવી
જો Email/Mobile same હશે તો “Email ID can not be same as First Holder” મેસેજ આવશે જેને ધ્યાનમાં લેવો
નહીં.

Address is same as First Holder's માં Correspondence Address select કરવાથી Address આપોઆપ આવી જશે.

Click NEXT

Help Desk - 9979883933

TRADING PREFERENCE

NOMINATION DETAILS

DP DETAILS

Nomination Details

Do you wish to make Nomination?

YES NO

FIRST NOMINEE

Prefix

First Name

Middle Name (Optional)

Last Name

Relationship

Date of birth

PAN No

Email Id

Contact No

Aadhar No

Address is same as First Holder's

Correspondence Address

Permanent Address

Other Address

Building Name

Road Name/Nearby Landmark

Village/Taluka

Pin Code

City

District

State

Country

Trading+DP account open કરવાનું હોય તો, Do you wish to open DEMAT A/c with P Suryakant માં YES select કરવું.

Select DP Scheme માં સિલેક્ટ ઉપર click કરવાથી 3 DP scheme ના નામ દેખાશે. Scheme ના નામ ઉપર વારા ફરથી click કરવાથી scheme ની details જોવા મળશે. જે scheme રાખવી હોય તેને select કરી


Click NEXT

Help Desk - 9979883933


eKYC

LOG OUT


TRADING PREFERENCES**DP DETAILS**PRIMARY BANK

 Do you wish to open DEMAT A/c with P Suryakant Share & Stock Brokers Pvt.Ltd.


Yes No


 Please select Demat holding pattern


Single Joint


 Do you have an existing Demat A/c?

Yes No


 DP ID

 DP Name

 Beneficiary ID

 Select DP Scheme

Select

 DP Type

CDSL NSDL

PREVIOUS**NEXT**

In Additional Details keep NO
Click NEXT
Help Desk - 9979883933

eKYC

LOG OUT

ADDITIONAL DETAILS

I WISH TO AVAIL FACILITY FOR BSDA


NO








PREVIOUS


NEXT


Enter Primary Bank Details
Click NEXT
Help Desk - 9979883933

eKYC



DP DETAILS	PRIMARY BANK	ADDITIONAL BANK
<p>IFSC Code</p> <p> _____</p>	<p>MICR Code</p> <p> _____</p>	<p>Bank Name</p> <p> _____</p>
<p>Bank Branch</p> <p> _____</p>	<p>Branch Address</p> <p> _____</p>	
<p>Account No</p> <p> _____</p>	<p>Want to provide additional bank A/c's details ?</p> <p> <input type="radio"/> Yes <input checked="" type="radio"/> No</p>	





Occupation, Education અને સાચી Annual Income slab select કરવી ફરજિયાત છે.
Terms & Conditions ના box માં Click કરી
Click NEXT
Help Desk - 9979883933

eKYC

[LOG OUT](#)

BANK DETAILS **REGULATORY DISCLOSURE** UPLOAD DOCUMENTS

Occupation* Education Trading Experience(In Year's)
Annual Income* PEP Status* Networth Networth Date
None 0.0000

Do you have any action/preceding initiated/pending/taken by SEBI/stock exchanged/any other authority
 Yes No

PLEASE SPECIFY DETAILS

I accept [Terms & Conditions](#) (Please Click on Terms And Conditions to continue)

[PREVIOUS](#) [NEXT](#)

સૌપ્રથમ Choose File Click કરી PAN અને Cancel ચેક ની Image file Upload કરવી.
 Correspondence Address Proof માં Select Click કરી Aadhar Card select કરવાથી Address proof
 upload કરવા માટે 2 options ખૂલી જશે જેમાં એક માં Aadhar card ની front અને બીજા માં back
 side upload કરવી.
 Primary Bank Proof upload કરવું ફરજિયાત નથી.

REGULATORY DISCLOSURE
UPLOAD DOCUMENTS






Please Upload only .jpg, .png, .jpeg, .bmp, .gif, .pdf and .tif extension file*Total File size allowed is 15MB

How do you wish to submit your Document to us? <

Self-attested copy of documents to be submitted to Relationship Manager.
 Upload Documents (self-attested) right now to open account Faster.

PAN Card*		Choose Files	
		DHATRIBEN PANCARD.jpg	254 KB
Cancelled Cheque leaf of Primary Bank*		Choose Files	
		cheque sbi dhatri.jpeg	138 KB
Correspondence address proof*	AADHAAR CARD	Choose Files	
		DHATRIBEN AADHAR FRONT.jpg	537 KB
Correspondence address proof Back		Choose Files	
		DHATRIBEN AADHAR BACK.jpg	
Permanent address proof	Select	Choose Files	
Primary Bank proof	Select	Choose Files	
Additional Bank proof	Select	Choose Files	
Financial Documents	Select	Choose Files	
DP Proof	Select	Choose Files	

જો Computer/Laptop માંના Web Cam ધ્વારા ક્લાઈન્ટ નો Live ફોટો ના લેવાનો હોય તો Latest Photograph ની સામેના Capture option ઉપર Click કરવું નહીં.
ક્લાઈન્ટ ની Signature ની image અને Nominee ના PAN અથવા Adhar card ની image upload કરવી.
NEXT ઉપર Click કરવાથી Client ના Mobile/Email ઉપર Live Photo Capture કરવાની Link આવશે.
Live Photo Capture કરવા માટેની સમજ પાછળ Page 20 ઉપર આપેલ છે.
Help Desk - 9979883933

Latest Photograph*	Capture
 IF Web Cam is not attached to the system procced further.Link will be sent to your registered Mobile No. and Email ID for the same.	
 Signature*	Choose Files
 Power of Attorney	Choose Files
 Nomination*	Choose Files
 Other	Choose Files

Total File Size : 929 KB

PREVIOUS

NEXT

આ Page ઉપર No Payment ઉપર Click કરી SUBMIT ઉપર Click કરવું.
(અહી દર્શાવેલ Brokerage એ નમૂના માટે મુકેલ છે. Client ને Actual કયો Brokerage Slab લગાડવો તે સબ-બ્રોકરે પાછળથી જણાવાનો રહેશે.)

Help Desk - 9979883933

eKYC LOG OUT

UPLOAD DOCUMENTS **BROKERAGE AND DEPOSIT** CLIENT REVIEW

BROKERAGE / CHARGES (TARIFF SCHEDULE)

Brokerage Type

Cash Segment			
Daily Square Up		Delivery Based	
Slab %	Min Ps	Slab %	Min Ps
2.0000	0.2500	0.2500	0.2500

One side
 Both side

Min Brokerage per contract note: Rs. 50.0 /-

Account opening charges: 1050 Total Amt.: 1050 Payment mode: Online Cheque No payment

Cheque No. Bank Name: STATE BANK OF INDI Date: Select Cheque date Cheque image:

Note : If you want to make any changes in the Form filled by you please click on Review button

Send Mail option ઉપર Click કરવું જે ફરીથી Live Photo Capture કરવા માટે Email ઉપર Link મોકલશે. (અગાઉ કોઈ કારણસર Live Photo Capture કરવા માટે Link ના આવી હોય તો આ Link નો ઉપયોગ કરી Live Photo Capture કરવો.)

SUBMIT ઉપર Click કરવાથી Live Video Recording ની Link Client ના Mobile/Email ઉપર આવશે. Video Recording કરવા માટેની સમજ પાછળ Page 21 ઉપર આપેલ છે.

Help Desk - 9979883933

eKYC LOG OUT

UPLOAD DOCUMENTS **BROKERAGE AND DEPOSIT** CLIENT REVIEW

BROKERAGE / CHARGES (TARIFF SCHEDULE)

Brokerage Type

Cash Segment		Live Photo Pending	
Daily Square Up	Min Ps	Delivery Base	Slab %
2.0000	0.2500	0.2500	

One side
 Both side

Min Brokerage per contract note: 1050

Account opening charges: 1050

Total Amt.: 1050

Send Mail Online Cheque No payment

Please Capture Live Photo From link Received On SMS And Email
If Live Photo Mail Not received Then Click on below button

<https://eform.psuryakant.com/livephoto.aspx?Parl=jSkn%2bgbajaSt11kUe51S6g%3d%3d>

Cheque No. Bank Name: STATE BANK OF INDIA Date: Select Cheque date Cheque image: Choose File

Note : If you want to make any changes in the Form filled by you please click on Review button

REVIEW / EDIT **SUBMIT**

અહીં Client ના Documents Submission ની Process પૂરી થાય છે.
હવે આ તમામ Documents ઉપર Client ની esign કરવાની પ્રક્રિયા કરવા માટે
Psuryakant ની Office માંથી Call આવશે. Esign કરવા માટે ની Link ફક્ત Client ના
Registered email ઉપર આવશે. Esign નો mail Computer/Mobile ગમે તેમાં Open કરી
Esign કરી શકાય.

Esign કરવા માટે ની સમજ Page 22 ઉપર દર્શાવેલ છે.

Help Desk - 9979883933

CLIENT REVIEW

Client Details Documents

Regulatory Disclosure Trading Preference

Correspondence Demat Details (Existing A/c)

Permanent Brokerage Details

Primary Bank Details Additional Bank Details

Nominee Details Edit Guardian Details

Client wise commodity category

Use this Option Only when Web-Cam is attached with PC/Laptop for client's IPV (in person verification) Recording.

CONGRATULATIONS!!! A/c registration process is completed, Kindly proceed for IPV

DOWNLOAD PDF DO IPV

LIVE PHOTO CAPTURE

image-1 માં બતાવેલ Link Client ના Mobile/Email ઉપર આવશે. Link ઉપર Click કરવાથી
image-2 પ્રમાણે નો screen આવશે જ્યાં Submit ઉપર Click કરવાથી
Image-3 પ્રમાણે Live photo માટે Screen આવશે જ્યાં Capture click કરવાથી
image-4 પ્રમાણે Live Photo capture થઈ જશે Click OK to submit Photo
સ્પષ્ટ Photo ના પડ્યો હોય તો Recapture Click કરી ફરી Photo capture કરી submit કરવો.

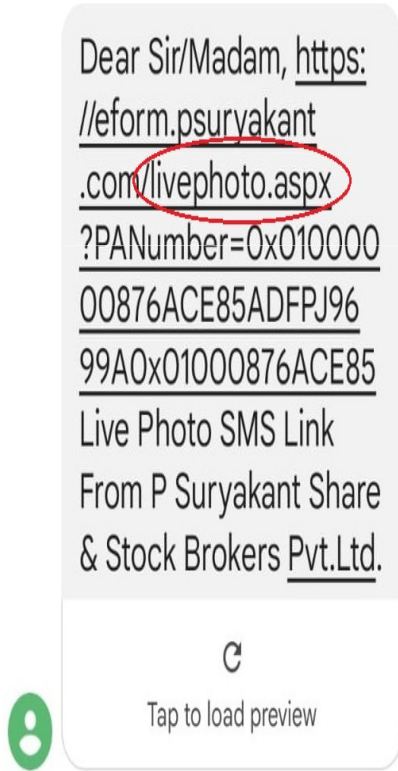


Image -1

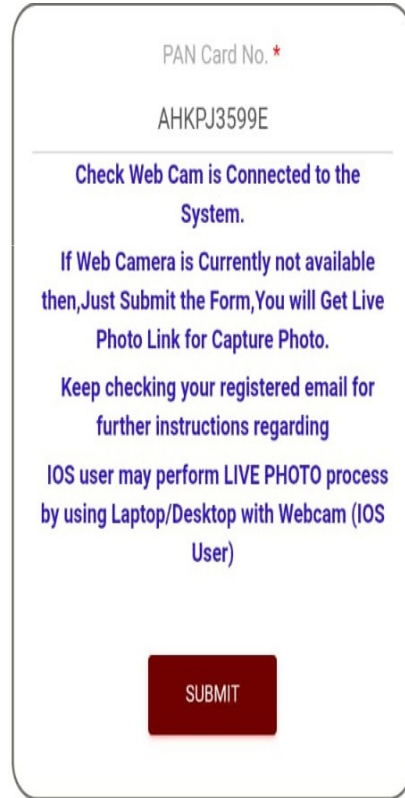


Image-2

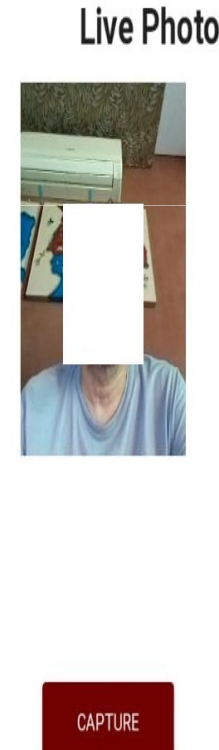


Image-3

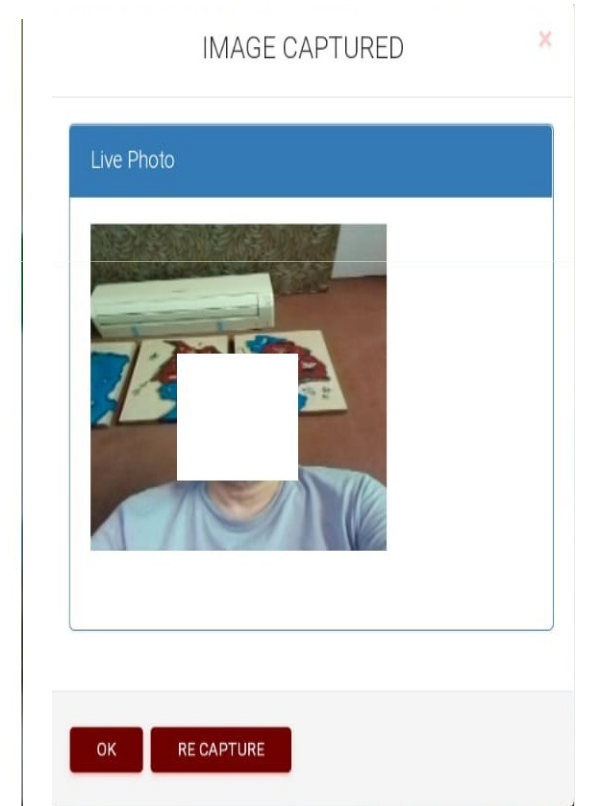


Image - 4

LIVE VIDEO CAPTURE

image-1 માં બતાવેલ Link Client ની Mobile/Email ઉપર આવશે. Link ઉપર Click કરવાથી
image-2 પ્રમાણે નો screen આવશે જ્યાં Submit ઉપર Click કરવાથી
image-3 પ્રમાણે નો screen ખુલશે. Start ઉપર Click કરવાથી ક્લાઈન્ટનું Video Recording ચાલુ થશે જે 30 seconds
સુધી ચાલશે. આ Recording દરમિયાન ક્લાઈન્ટના face ની બાજુમાં વારાફરતી Aadhar, PAN અને Client ની
Signature clear દેખાય તેવી રીતે record કરવાની છે અને ક્લાઈન્ટે પોતાનું Full Name બોલવાનું છે. Video
Recording થઈ ગયા પછી VIEW Click કરી Recording જોઈ નીચે Submit કરવાનું રહેશે.

Dear Sir/Madam, <https://eform.psuryakant.com/Video.aspx?PANumber=0x01000000876ACE85AHKPJ3599E0x01000876ACE85> IPV SMS Link
From P Suryakant Share & Stock Brokers Pvt.Ltd.

Image-1

IN PERSON VERIFICATION

IPV DETAILS

LOGOUT

PAN Card No. *

AHKPJ3599E

Check Web Cam is Connected to the System.

If Web Camera is Currently not available then, Just Exit the Form, You will Get IPV Link for IPV.

Keep checking your registered email for further instructions regarding
IOS user may perform IPV process by using Laptop/Desktop with Webcam (IOS User)

SUBMIT EXIT

IP Address : 103.238.106.148
City : Ahmedabad
State : Gujarat
Country : India
Date: 20-03-2022 14:34:11

Start View Reset

Display you PAN card , Your signature slip and Aadhar card

Image-2

Image-3

Esign

Email માં આવેલી esign Link ઉપર Click કરવાથી નીચે પ્રમાણે નો screen ખુલશે.
તેમાં I authorize Psuryakant ના Box માં Click કરી
ESIGN PSURYAKANT FORM ઉપર Click કરવું.

eKYC LOGOUT

ESIGNER DETAILS

Esigner Details


Name of Applicant
MR DEVANG GUNVANTRAY JOSHI


Mobile No.
9979889999


Aadhar Card No.
9586
* You will receive OTP on your register mobile no. with Aadhaar.

PAN No.
ADFRJ9699A

I authorize P Suryakant Share & Stock Brokers Pvt.Ltd.to eSign my KYC form, Proof documents using my Aadhar Number

Click Here 

Click Here  ESIGN P SURYAKANT FORM SIGN BY BIOMETRIC

Click Here  ESIGN PSJ FORM

DOWNLOAD FILE PHYSICAL SIGN

Esign

આગળના Page પ્રમાણે ESIGN PSURYAKANT FORM ઉપર Click કરવાથી Mobile ઉપર Security Code આવશે જે enter કરી Submit કરવાથી Psuryakant નું form ખુલશે તેમાં Esign Now Click કરવાથી Esign માટે NSDL નું Page open થશે તેમાં I hereby Authorize ના Box માં Click કરી Adhar Number એન્ટર કરી Send OTP Click કરવું. Mobile ઉપર આવેલા OTP ને Enter કરી Verify કરવાથી Psuryakant ના Client Reg ની પ્રક્રિયા પૂરી થશે. Esign ની same process Psj Secutrities માટે પણ કરવી.

Security Code

Didn't receive code? Retry in 14 seconds
Security code is valid for 10 minutes only

Submit

Powered by 

P. SURYAKANT SHARE & STOCK BROKERS PVT. LTD.
NFE Registration No. IN200254538 (CM) IN200254538 (CD) N-DP-CDSL-462-2012(CDSL)

MEMBER : BOMBAY STOCK EXCHANGE LTD. AND CDSL DP

Client Registration Form



CLIENT NAME : DEVANG GUNVANTRAY JOSHI
CLIENT ADDRESS: 0/001 DEV CASTLE SOCIETY
JAYMALA ROAD
ISANPUR
CLIENT CODE :
CLIENT PHONE NO. : MO. NO. : 9979883939
CLIENT E-MAIL ID : devjoshi_13@jstoco.in
SUB BROKER'S NAME / SERIES :

NSDL Electronic Signature Service

ASP Name	Digitech Solutions Private Limited
Transaction ID	ESIGN:220321151922892VL467J793UYTTT69RLG7YSPAASDOI
Date & Time	2022-03-21T15:19:22

I hereby authorize NSDL e-Governance Infrastructure Limited (NSDL e-Gov) to -

1. Use my Aadhaar / Virtual ID details (as applicable) for the purpose of eSign of documents requested using Digio - a Digital Transaction Management platform for/with Digitech Solutions Private Limited and authenticate my identity through the Aadhaar Authentication system (Aadhaar based e-KYC services of UIDAI) in accordance with the provisions of the Aadhaar (Targeted Delivery of Financial and other Subsidies, Benefits and Services) Act, 2016 and the allied rules and regulations notified thereunder and for no other purpose.
2. Authenticate my Aadhaar / Virtual ID through OTP or Biometric for authenticating my identity through the Aadhaar Authentication system for obtaining my e-KYC through Aadhaar based e-KYC services of UIDAI and use my Photo and Demographic details (Name, Gender, Date of Birth and Address) for the purpose of eSign of documents requested using Digio - a Digital Transaction Management platform for/with Digitech Solutions Private Limited.
3. I understand that Security and confidentiality of personal identity data provided, for the purpose of Aadhaar based authentication is ensured by NSDL e-Gov and the data will be stored by NSDL e-Gov till such time as mentioned in guidelines from UIDAI from time to time.


VID/Aadhaar:

Send OTP Cancel

[Click Here](#) to generate Virtual ID.
[Download Instructions](#) to generate Virtual ID in lieu of Aadhaar.

By continuing, I agree to do eKYC using Aadhaar to eSign with one of ESign (NSDL e-Gov or Veraxys or CDSL) Digio is registered as ASP.

Sign now

Powered by 

NSDL Electronic Signature Service

ASP Name	Digitech Solutions Private Limited
Transaction ID	ESIGN:220321151922892VL467J793UYTTT69RLG7YSPAASDOI
Date & Time	2022-03-21T15:19:22

I hereby authorize NSDL e-Governance Infrastructure Limited (NSDL e-Gov) to -

1. Use my Aadhaar / Virtual ID details (as applicable) for the purpose of eSign of documents requested using Digio - a Digital Transaction Management platform for/with Digitech Solutions Private Limited and authenticate my identity through the Aadhaar Authentication system (Aadhaar based e-KYC services of UIDAI) in accordance with the provisions of the Aadhaar (Targeted Delivery of Financial and other Subsidies, Benefits and Services) Act, 2016 and the allied rules and regulations notified thereunder and for no other purpose.
2. Authenticate my Aadhaar / Virtual ID through OTP or Biometric for authenticating my identity through the Aadhaar Authentication system for obtaining my e-KYC through Aadhaar based e-KYC services of UIDAI and use my Photo and Demographic details (Name, Gender, Date of Birth and Address) for the purpose of eSign of documents requested using Digio - a Digital Transaction Management platform for/with Digitech Solutions Private Limited.
3. I understand that Security and confidentiality of personal identity data provided, for the purpose of Aadhaar based authentication is ensured by NSDL e-Gov and the data will be stored by NSDL e-Gov till such time as mentioned in guidelines from UIDAI from time to time.

🗑

Verify OTPCancel

Success! otp sent on registered mobile/email id.

[Click Here](#) to generate Virtual ID.
[Download Instructions](#) to generate Virtual ID in lieu of Aadhaar.

©2022 NSDL E-Governance Infrastructure Pvt. Ltd. All rights reserved.